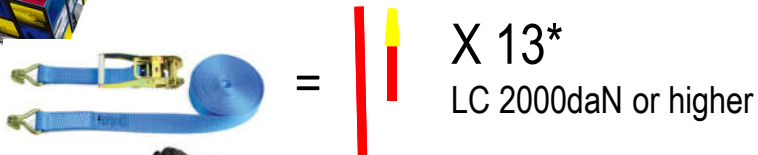

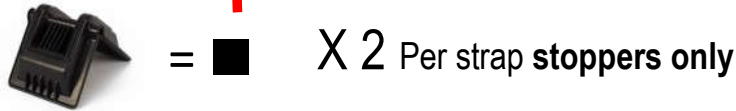





JDE Palletised Goods Load Restraint – Glass Stoppers & Jars ¹



=  X 13*
LC 2000daN or higher



=  X 2 Per strap stoppers only

Stoppers



=



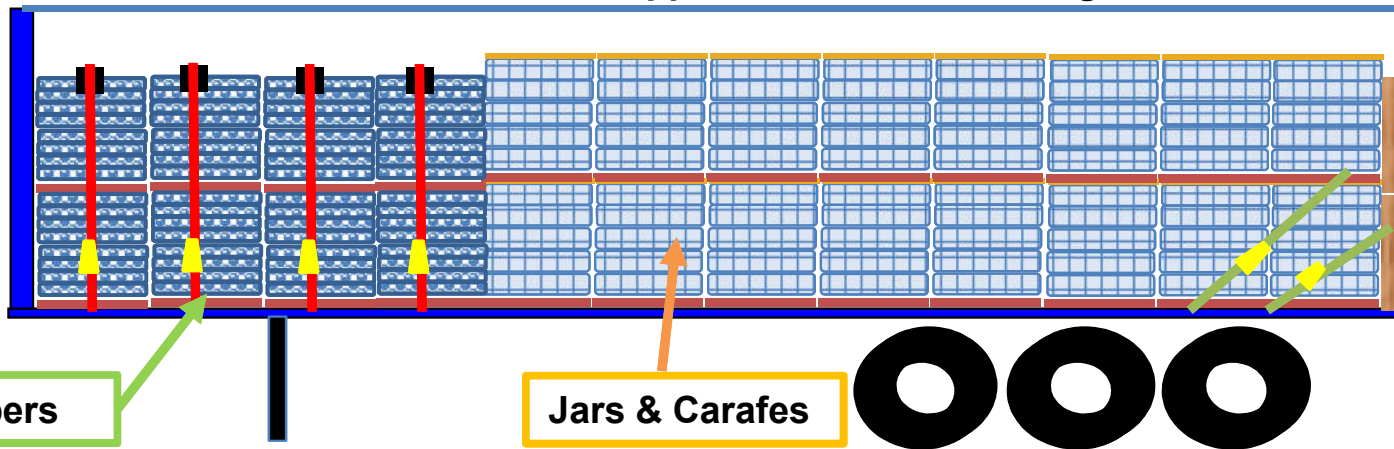
Jars & Carafes



=



Drivers must secure Stopper loads before leaving site



Stoppers

Jars & Carafes

1 strap plus 2 corner protection applied over the top of each row of Stopper pallets as **high risk of movement**

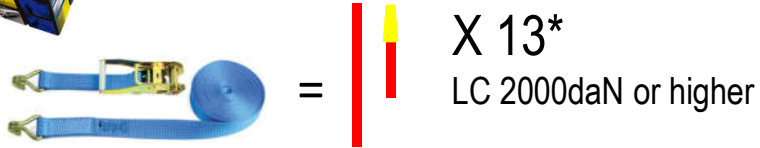
2 straps and 3 pallets will be positioned and secured in place by the loaders. Drivers must apply all other straps!

*Number and configuration of pallets shown example only to show restraint application method

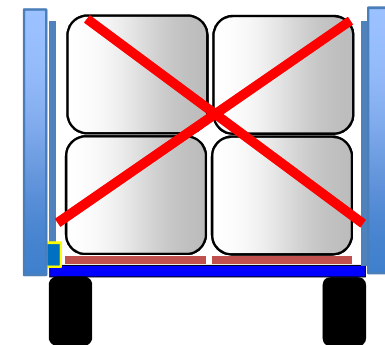
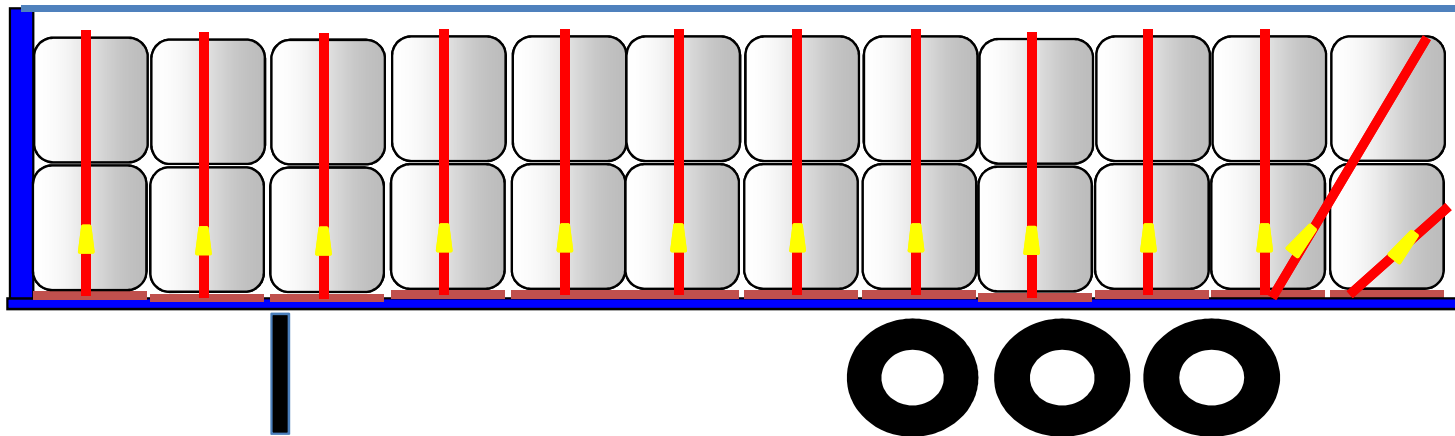
This document displays the minimum recommended restraints. Every driver has the right to apply additional restraints.



JDE Palletised Goods Load Restraint – Coffee Bags



Drivers must secure loads before leaving site



1 strap applied over the top of each row of bags – applies to single big bags and stacked

2 straps to be applied on the rear row of bags, crossed over and pulling in a forwards direction

*Number and configuration of pallets shown example only to show restraint application method

This document displays the minimum recommended restraints. Every driver has the right to apply additional restraints.