

Loading:
Monday – Friday 0700-1900

POST CODE: TS13 4ET

PPE Requirements:



Additional Information:



Reporting/Arrival:



ON ARRIVAL STOP AT SECURITY GATE



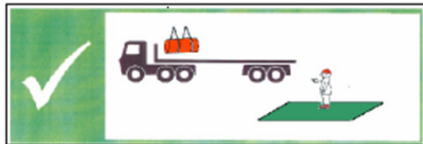
DRIVER RECEPTION / INDUCTION



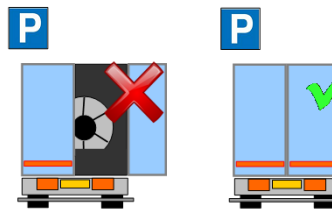
LOADING BAY

Loading/Securing:

Stand in **GREEN** area during loading



DOORS MUST BE KEPT CLOSED WHEN DRIVING ON SITE



MIN X 12




MIN X 24


Straps **LC 2000**




NO CUTS



NO KNOTS



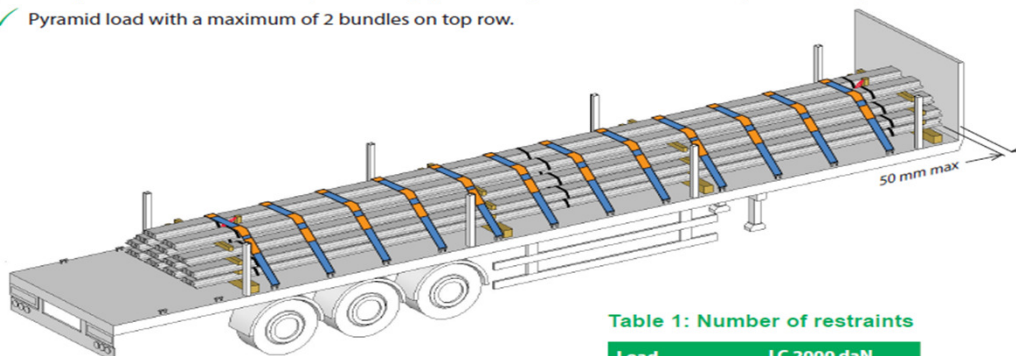
NOT WORN



LOADS MUST BE SECURED IN THE LOADING BAY – PLEASE HAVE STRAPS

3. Overview of restraint system

- ✓ Load product to the headboard (maximum gap of 50 mm) when axle loads allow (see Section 5).
- ✓ Pyramid load with a maximum of 2 bundles on top row.



Up to 26 tonnes loaded to the headboard (3 axle tractor unit).



Edge protection must be used to protect all webbing straps in contact with steel.

Table 1: Number of restraints

Load	LC 2000 daN
0 - 10 t	5
10 - 15 t	7
15 - 20 t	9
20 - 25 t	11
25 - 28 t	12

This Load Restraint Guideline has been designed and tested to be compliant with the forces stated in EN 12195-1:2010 and VDI 2700.

SECURING INFORMATION WILL BE ISSUED AT POINT OF LOADING