

Tata Steel, Colors Shotton Works, Deeside Collection Plan

Loading:

Monday 0600hrs –
Saturday 0600hrs

PPE & Equipment Requirements:




Additional Information:



Reporting/Arrival:



On arrival stop at
Security



Report to Weighbridge to
receive Colour coded pick
list




Shotton Haulier Site Storage Locations

3 WAREHOUSE EAST	☆
3 WAREHOUSE MIDDLE	□
3 WAREHOUSE WEST	△
CCL1 24-26 BAY WEST	△
CCL1 PAINT STORE	□
RAILHEAD	☆
GALV 21-23 BAY	△
CCL2 31 BAY EAST	☆
ENGINEERING 35 BAY WEST	△
CCL3 PAINT STORE	□
4 BAY WAREHOUSE	○
PANELS EAST	☆
PANELS WEST	△
STORES	□
DRUMS	☆
METAL CENTRE	⊗

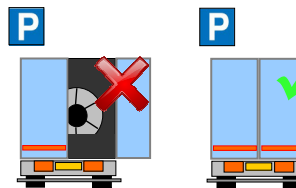
Follow coloured sign to
relevant loading bay

Loading/Securing:

Stand in green
area during
loading



DOORS MUST BE KEPT CLOSED WHEN
DRIVING ON SITE




No loose or damaged well
boards


Straps LC 2000 daN





NO CUTS



NO KNOTS

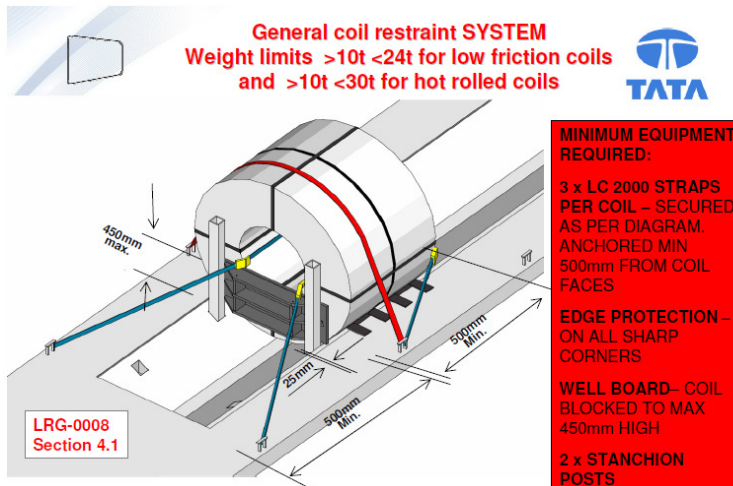


NOT WORN



Clean and tidy coil well

LOADS MUST BE SECURED IN THE LOADING BAY – PLEASE HAVE STRAPS READY BEFORE ENTERING THE BAY



Tata Steel, Colors Shotton Works, Deeside
Collection Plan

Loading:

Monday 0600hrs –
Saturday 0600hrs

PPE & Equipment Requirements:



Additional Information:



Reporting/Arrival:



On arrival stop at
Security



Report to Weighbridge to
receive Colour coded pick
list



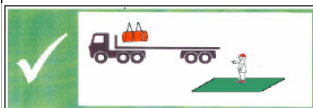
Shotton Haulier Site Storage Locations

3 WAREHOUSE EAST	☆
3 WAREHOUSE MIDDLE	□
3 WAREHOUSE WEST	△
CCL1 24-26 BAY WEST	△
CCL1 PAINT STORE	□
RAILHEAD	☆
GALV 27-23 BAY	△
CCL2 31 BAY EAST	☆
ENGINEERING 35 BAY WEST	△
CCL3 PAINT STORE	□
4 BAY WAREHOUSE	○
PANELS EAST	☆
PANELS WEST	△
STORES	□
SRCH40	☆
METAL CENTRE	⊗

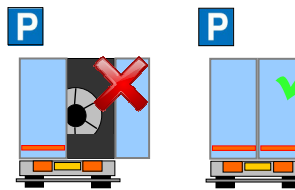
Follow coloured sign to
relevant loading bay

Loading/Securing:

Stand in green
area during
loading



DOORS MUST BE KEPT CLOSED WHEN
DRIVING ON SITE




No loose or damaged well
boards


Straps LC 2000 daN





NO CUTS



NO KNOTS



NOT WORN



Clean and tidy coil well

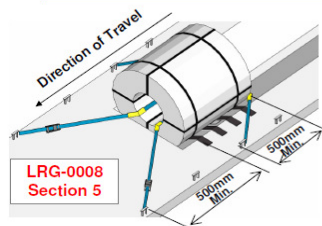
LOADS MUST BE SECURED IN THE LOADING BAY – PLEASE HAVE STRAPS READY BEFORE ENTERING THE BAY

Restraint system without stanchion posts



MINIMUM EQUIPMENT REQUIRED:

2 x LC 2000 STRAPS PER COIL – SECURED AS PER DIAGRAM
EDGE PROTECTION – ON ALL EXPOSED CORNERS



LRG-0008
Section 5

Anti-slip matting shown for all coils
originating in continental Europe

Weight Limits

- Maximum weight **10 tonnes**
- Coil must be positioned against the front of the well for forward restraint.
- Bore straps must be anchored a minimum of **500mm** forward of the front and rear faces of the coil.

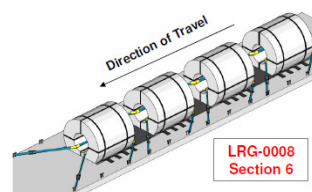
This restraint method is **NOT** to be used for **topple sensitive** coils

Restraining multiple coils
Weight limits <10t



MINIMUM EQUIPMENT REQUIRED:

2 x LC 2000 STRAPS PER COIL – SECURED AS PER DIAGRAM
EDGE PROTECTION – ON ALL EXPOSED CORNERS



LRG-0008
Section 6

Anti-slip matting shown for all coils
originating in continental Europe

- First Coil must be positioned against the front of the well for forward restraint.
- No more than **ONE** well board to be used as blocking between coils.
- Individual coil weights **MUST** not exceed **10 tonnes**.
- Coils above **10 tonnes** must be restrained against stanchion posts as shown in sections **4.1 guideline**.

This restraint method is **NOT** to be used for **topple sensitive** coils.

Tata Steel, Colors Shotton Works, Deeside Collection Plan

Loading:

Monday 0600hrs –
Saturday 0600hrs

PPE & Equipment Requirements:



Additional Information:



Reporting/Arrival:



On arrival stop at
Security



Report to Weighbridge to
receive Colour coded pick
list



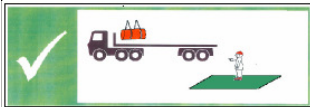
Shotton Haulier Site Storage Locations

3 WAREHOUSE EAST	☆
3 WAREHOUSE MIDDLE	□
3 WAREHOUSE WEST	△
CCL1 24-26 BAY WEST	△
CCL1 PAINT STORE	□
RAILHEAD	☆
GALV 21-23 BAY	△
CCL2 31 BAY EAST	☆
ENGINEERING 35 BAY WEST	△
CCL3 PAINT STORE	□
4 BAY WAREHOUSE	○
PANELS EAST	☆
PANELS WEST	△
STORES	□
BRIDGE	☆
METAL CENTRE	∞

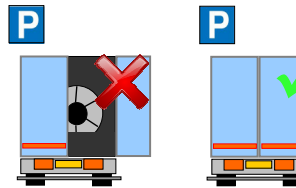
Follow coloured sign to
relevant loading bay

Loading/Securing:

Stand in green
area during
loading



DOORS MUST BE KEPT CLOSED WHEN
DRIVING ON SITE




Clean and tidy trailer bed


Straps LC 2000 daN




NO CUTS



NO KNOTS



NOT WORN

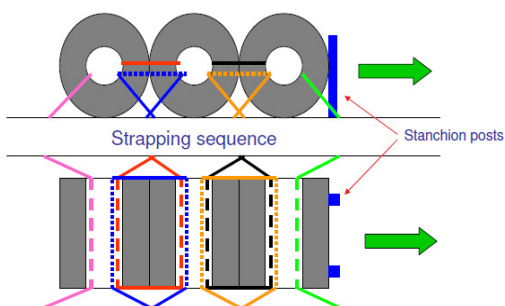


LOADS MUST BE SECURED IN THE LOADING BAY – PLEASE HAVE STRAPS READY BEFORE ENTERING THE BAY

Coils on Cradles - secured as a block



MINIMUM EQUIPMENT REQUIRED:
2 x LC 2000 STRAPS PER COIL – SECURED AS PER DIAGRAM
EDGE PROTECTION – ON ALL EXPOSED CORNERS



Coils on Cradles > 6t – secured individually



MINIMUM EQUIPMENT REQUIRED:
4 x LC 2000 STRAPS PER COIL – SECURED AS PER DIAGRAM
EDGE PROTECTION – ON ALL EXPOSED CORNERS

