

**Loading:**

Monday – Friday 0800-1700

**PPE Requirements:**



**Additional Information:**



**Reporting/Arrival:**



ON ARRIVAL STOP AT GATE A  
VISITOR CENTRE



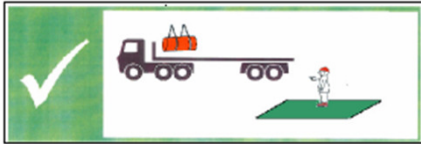
ENTRANCE TO TRAILER PARK



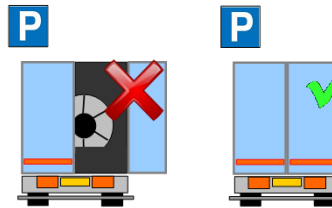
RECEPTION

**Loading/Securing:**

Stand in **GREEN** area during loading



**DOORS MUST BE KEPT CLOSED WHEN DRIVING ON SITE**



= MIN X 12


Straps **LC 2000**



= MIN X 24




NO CUTS



NO KNOTS



NOT WORN

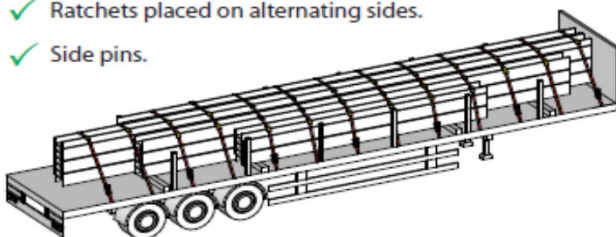


**LOADS MUST BE SECURED IN THE LOADING BAY – PLEASE HAVE STRAPS READY BEFORE ENTERING THE BAY**

**3. Overview of restraint system**

Full load (28 tonnes) on a standard trailer restrained using LC 2000 daN webbing straps:

- ✓ 13 over-the-top webbing straps.
- ✓ Edge protection at all points of contact between lashing and product.
- ✓ Compliant load configuration.
- ✓ Minimum 4-off square section timber dunnage.
- ✓ Ratchets placed on alternating sides.
- ✓ Side pins.



**Table 1: Quantity of restraints**

Load	LC 2000daN	LC 2500daN	LC 5000daN
0 - 10 t	7	6	3
10 - 15 t	9	8	4
15 - 20 t	10	8	4
20 - 25 t	12	10	5
25 - 28 t	13	11	6

*This Load Restraint Guideline is designed to be compliant with the forces stated in EN 12195-1:2003 and VDI 2700.*

**SECURING INFORMATION WILL BE ISSUED AT POINT OF LOADING**